

**12. Cleaning:** Unplug the Repticare Rock Heater® and allow to cool down, (minimum of 20 minutes). Remove from the terrarium and spray heater with Zoo Med's Wipe Out 1™. Allow Heater to sit for 5 minutes, then gently wipe down all surfaces of the heater with a slightly damp cloth. Allow to dry then return to terrarium and plug back into the power source. Note: If Wipe Out 1™ is not available in your town you can use a 5% bleach solution in water.

**13. Iguana, Boa, and Python owners:** Zoo Med **strongly** recommends the use of the Reptitemp® Rheostat with these species as it allows you the ability to adjust the surface temperature of the rock heater.

## SAVE THESE INSTRUCTIONS

Email us at:  
**zoomed@zoomed.com**  
 If you have any questions.



**LISTED**  
 REPTILE ROCK HEATER  
 84BJ



## LIMITED WARRANTY

Zoo Med's Repticare® Rock Heaters, are warranted against defective material and workmanship for a period of one year from the date of purchase. Warranty is limited to replacement only. Warranty is void if product is subjected to modification or improper use.

### LOOK FOR THESE OTHER QUALITY ZOO MED HEATING PRODUCTS



**DIGITAL TERRARIUM THERMOMETER™**  
 Wet or dry



**MOPANI WOOD**  
 A beautiful African hardwood for your terrarium



**REPTI SHELTER™**  
 3 in 1 naturalistic hide cave



**ZOO MED LABORATORIES**  
 3650 Sacramento Dr.  
 San Luis Obispo CA 93401  
 Phone: 805-542-9988  
 Toll free: 888-496-6633  
**www.zoomed.com**




## Common Sense Instructions


For Zoo Med's Rock Heaters

### IMPORTANT SAFETY INSTRUCTIONS READ AND FOLLOW ALL INSTRUCTIONS

- 1. Not Waterproof.** Do not immerse in water. (See separate section for cleaning instructions.)
- 2. For indoor use only.**
- The Repticare Rock Heater® is designed to facilitate digestion in reptiles but is not to be used as a **primary** heat source for any tropical or desert species of reptile.



REPTICARE® ROCK HEATER



- Do not use for Amphibians.
- Use a thermometer to monitor the temperature of your enclosure. **Add a primary heat source** (see #3) if your animal **won't leave its Rock Heater.** Tropical reptiles need a minimum of 80°F (27°C). A reptile that



won't leave its Rock Heater means that your terrarium is **too cold.**

### LOOK FOR THESE OTHER QUALITY ZOO MED HEATING PRODUCTS



**REPTICARE® CERAMIC INFRARED**  
 Heat Emitter




**NOCTURNAL INFRARED**  
 HEAT LAMP™




**REPTI BASKING**  
 SPOT LAMP™


6. **Don't** wrap your Rock Heater in a towel!  
**Don't** bury or cover your Rock Heater in anything. Encapsulating the Rock Heater will cause the surface temperature to escalate to an unsafe level, possibly burning your animal.  
**Don't do this!**



7. **Don't** put your Rock Heater directly under or over another heat source! The additional heat from a primary heat source will cause the surface of the Rock Heater to overheat. This could result in burns to your reptile.




8. **Always have top ventilation!**  
 Never completely cover the top of your terrarium with a towel, etc. Heat rises and must have a way to escape your terrarium. Otherwise, the heat build-up could crack the terrarium glass, kill your animals, or result in a possible fire.



9. **Power Cord:**

- Don't cut the Cord!
- Don't lift the Rock Heater by its power cord.
- Route and arrange the power cord away from sharp edges or objects that can cut or crush the power cord.
- Do not let the Rock Heater rest on the cord.
- Always grasp the plug to disconnect the rock heater from the outlet. Do not pull on the power cord to disconnect.
- Do not use the rock heater if you notice damage to the cord or plug, or if the heater has been dropped or damaged in any way.



10. The Repticare Rock Heaters are designed for **glass terrariums only**. Use in any other type terrarium, including but not limited to, wood or plastic terrariums or cages, voids warranty.

11. **Buy the right product!**

If you live in a warm area like Phoenix, Arizona, we recommend you purchase the Reptitemp® Rheostat to use with your rock heater. This allows **you** to control the surface temperature of the rock heater.

